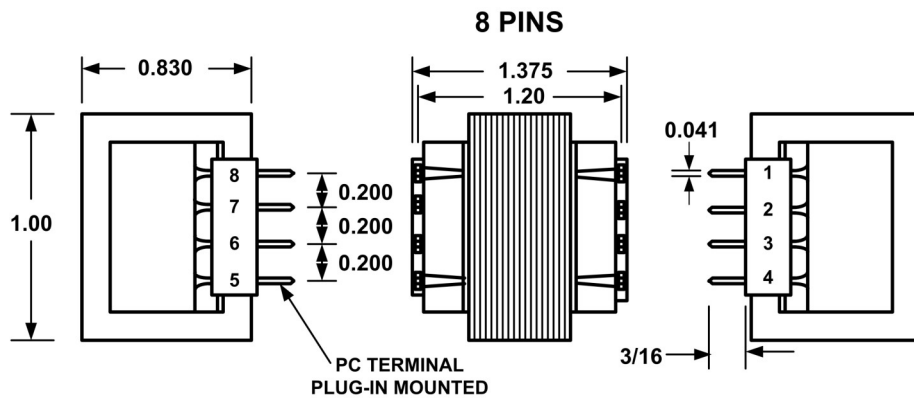
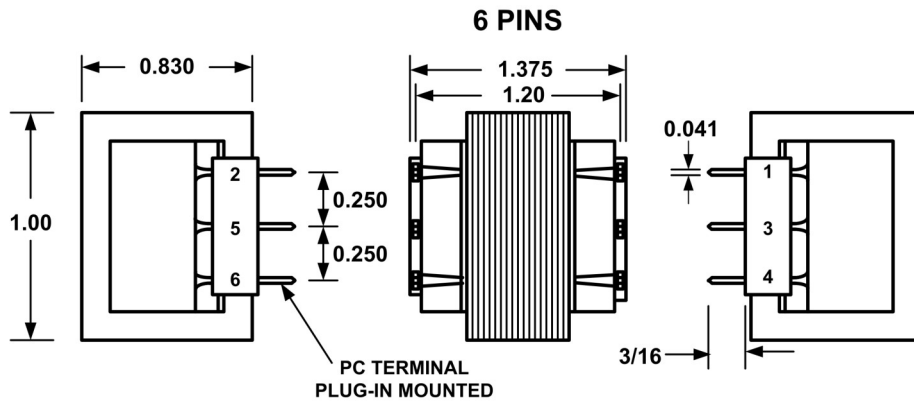
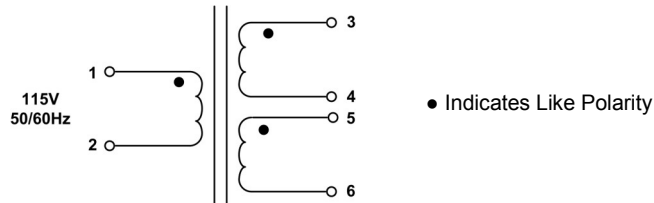


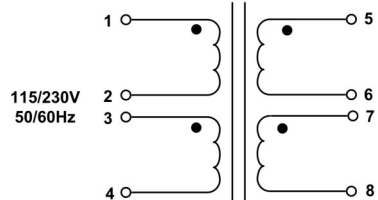
PSV & PDV - PRINTED CIRCUIT MOUNT, VERTICAL, POWER TRANSFORMER



Single Primary
6 Pins



Dual Primary
8 Pins



1. Electrical Specifications

- A. Maximum Power: 1 VA
- B. Input Voltage and Frequency: 115V & 115/230V @ 50/60Hz
- C. Voltage Regulation: ___% TYP @ Full Load to No Load
- D. Temperature Rise: ___°CTYP
- E. Insulation Resistance: > ___ MEG ohm
- F. Hi-Pot: 2500 Vrms 1 minute @ Pri to Sec
 ___ Vrms 1 minute @ Pri to Core
 ___ Vrms 1 minute @ Sec to Core

2. Marking: Wabash Transformer, part number (see table), date code, terminal numbers

3. Safety:

UL/cUL 5085-2 Recognized (File E182486)

Insulation File No. E182094



Part No.		Series Connection	Parallel Connection
115V	115/230V		
PSV-01-10	PDV-01-10	10VCT @ 0.10A	5V @ 0.20A
PSV-01-126	PDV-01-126	12.6VCT @ 0.079A	6.3V @ 0.158A
PSV-01-16	PDV-01-16	16VCT @ 0.063A	8V @ 0.126A
PSV-01-20	PDV-01-20	20VCT @ 0.05A	10V @ 0.10A
PSV-01-24	PDV-01-24	24VCT @ 0.042A	12V @ 0.084A
PSV-01-28	PDV-01-28	28VCT @ 0.036A	14V @ 0.072A
PSV-01-36	PDV-01-36	36VCT @ 0.028A	18V @ 0.056A
PSV-01-48	PDV-01-48	48VCT @ 0.021A	24V @ 0.042A
PSV-01-56	PDV-01-56	56VCT @ 0.018A	28V @ 0.036A
PSV-01-120	PDV-01-120	120VCT @ 0.008A	60V @ 0.016A

	POWER TRANSFORMER	PSV-01-XXX PDV-01-XXX	
CONTENTS OF THIS DRAWING ARE SUBJECT TO CHANGE WITHOUT PRIOR NOTICE	Wabash Transformer 101 Industrial Park Drive, Clarence, IA 52216	Dim: Inches	Sheet 1 of 1
PROPRIETARY NOTICE: THIS DRAWING PRINT OR DOCUMENT AND SUBJECT MATTER DISCLOSED HEREIN ARE PROPRIETARY ITEMS TO WHICH WABASH TRANSFORMER RETAINS THE EXCLUSIVE RIGHT OF DISSEMINATION, MANUFACTURE AND SALE. THIS DRAWING, PRINT OR DOCUMENT IS SUBMITTED IN CONFIDENCE FOR CONSIDERATION BY THE RECIPIENT ALONE UNLESS PERMISSION FOR FURTHER DISCLOSURE IS EXPRESSLY GRANTED IN WRITING			