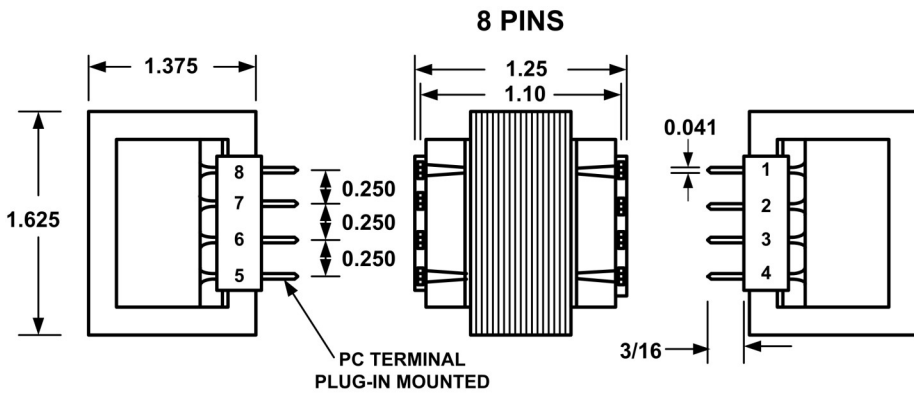
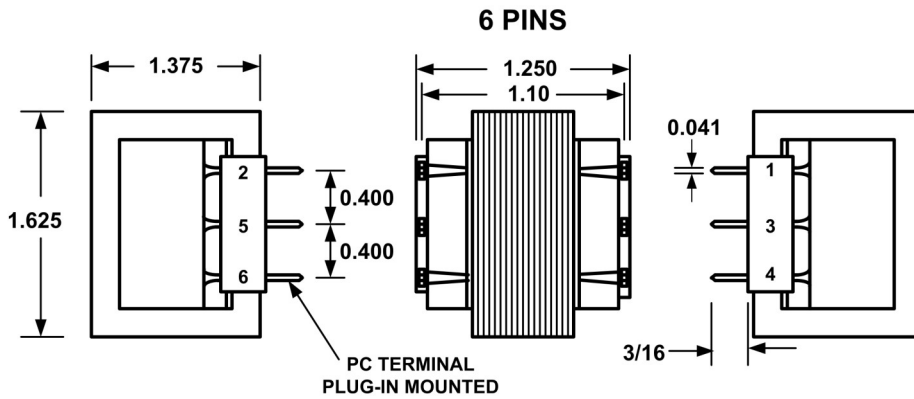
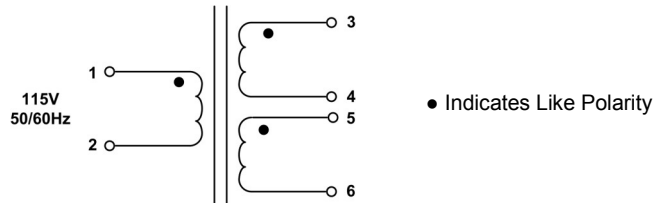


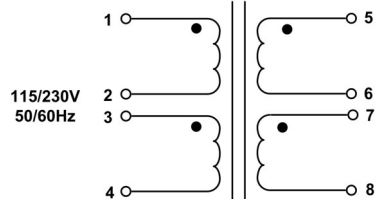
PSV & PDV - PRINTED CIRCUIT MOUNT, VERTICAL, POWER TRANSFORMER



Single Primary
6 Pins



Dual Primary
8 Pins



1. Electrical Specifications

- A. Maximum Power: 5 VA
- B. Input Voltage and Frequency: 115V & 115/230V @ 50/60Hz
- C. Voltage Regulation: __% TYP @ Full Load to No Load
- D. Temperature Rise: __°CTYP
- E. Insulation Resistance: > __ MEG ohm
- F. Hi-Pot: 2500 Vrms 1 minute @ Pri to Sec
 ___ Vrms 1 minute @ Pri to Core
 ___ Vrms 1 minute @ Sec to Core

2. Marking: Wabash Transformer, part number (see table), date code, terminal numbers

3. Safety:

UL/cUL 5085-2 Recognized (File E182486)

Insulation File No. E182094



Part No.		Series Connection	Parallel Connection
115V	115/230V		
PSV-05-10	PDV-05-10	10VCT @ 0.5A	5V @ 1.0A
PSV-05-126	PDV-05-126	12.6VCT @ 0.40A	6.3V @ 0.80A
PSV-05-16	PDV-05-16	16VCT @ 0.312A	8V @ 0.624A
PSV-05-20	PDV-05-20	20VCT @ 0.25A	10V @ 0.50A
PSV-05-24	PDV-05-24	24VCT @ 0.21A	12V @ 0.42A
PSV-05-28	PDV-05-28	28VCT @ 0.178A	14V @ 0.357A
PSV-05-36	PDV-05-36	36VCT @ 0.139A	18V @ 0.278A
PSV-05-48	PDV-05-48	48VCT @ 0.104A	24V @ 0.208A
PSV-05-56	PDV-05-56	56VCT @ 0.09A	28V @ 0.18A
PSV-05-120	PDV-05-120	120VCT @ 0.042A	60V @ 0.084A



POWER TRANSFORMER

**PSV-05-XXX
PDV-05-XXX**

CONTENTS OF THIS DRAWING ARE SUBJECT TO CHANGE WITHOUT PRIOR NOTICE

Wabash Transformer
101 Industrial Park Drive, Clarence, IA 52216

Dim: Inches

Sheet 1 of 1

PROPRIETARY NOTICE: THIS DRAWING PRINT OR DOCUMENT AND SUBJECT MATTER DISCLOSED HEREIN ARE PROPRIETARY ITEMS TO WHICH WABASH TRANSFORMER RETAINS THE EXCLUSIVE RIGHT OF DISSEMINATION, MANUFACTURE AND SALE. THIS DRAWING, PRINT OR DOCUMENT IS SUBMITTED IN CONFIDENCE FOR CONSIDERATION BY THE RECIPIENT ALONE UNLESS PERMISSION FOR FURTHER DISCLOSURE IS EXPRESSLY GRANTED IN WRITING