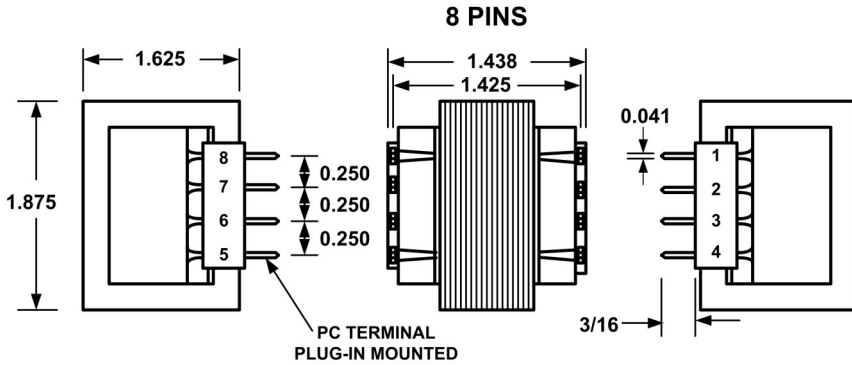
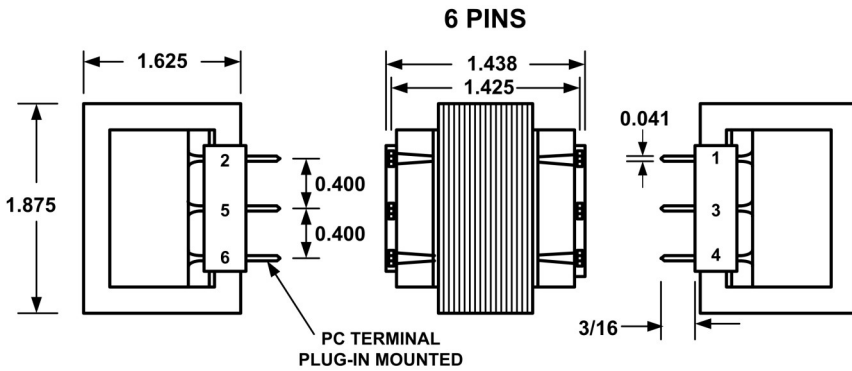
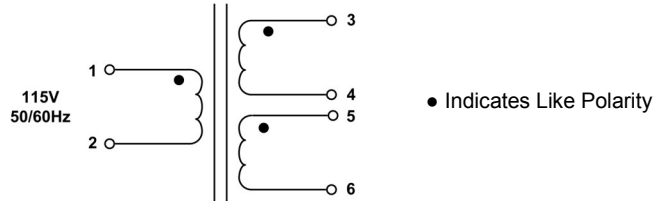


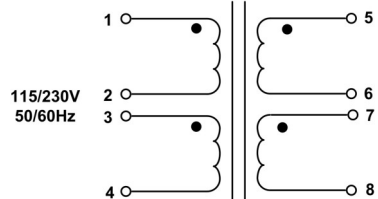
PSV & PDV - PRINTED CIRCUIT MOUNT, VERTICAL, POWER TRANSFORMER



Single Primary
6 Pins



Dual Primary
8 Pins



1. Electrical Specifications

- A. Maximum Power: 15 VA
- B. Input Voltage and Frequency: 115V & 115/230V @ 50/60Hz
- C. Voltage Regulation: __% TYP @ Full Load to No Load
- D. Temperature Rise: __°CTYP
- E. Insulation Resistance: > __ MEG ohm
- F. Hi-Pot: 2500 Vrms 1 minute @ Pri to Sec
 ___ Vrms 1 minute @ Pri to Core
 ___ Vrms 1 minute @ Sec to Core

2. Marking: Wabash Transformer, part number (see table), date code, terminal numbers

3. Safety:

UL/cUL 5085-2 Recognized (File E182486)

Insulation File No. E182094



Part No.		Series Connection	Parallel Connection
115V	115/230V		
PSV-15-10	PDV-15-10	10VCT @ 1.5A	5V @ 3.0A
PSV-15-126	PDV-15-126	12.6VCT @ 1.19A	6.3V @ 2.38A
PSV-15-16	PDV-15-16	16VCT @ 0.938A	8V @ 1.88A
PSV-15-20	PDV-15-20	20VCT @ 0.750A	10V @ 1.5A
PSV-15-24	PDV-15-24	24VCT @ 0.625A	12V @ 1.25A
PSV-15-28	PDV-15-28	28VCT @ 0.536A	14V @ 1.07A
PSV-15-36	PDV-15-36	36VCT @ 0.417A	18V @ 0.834A
PSV-15-48	PDV-15-48	48VCT @ 0.312A	24V @ 0.624A
PSV-15-56	PDV-15-56	56VCT @ 0.268A	28V @ 0.536A
PSV-15-120	PDV-15-120	120VCT @ 0.125A	60V @ 0.250A



POWER TRANSFORMER

PSV-15-XXX
PDV-15-XXX

CONTENTS OF THIS DRAWING ARE SUBJECT TO CHANGE WITHOUT PRIOR NOTICE

Wabash Transformer
101 Industrial Park Drive, Clarence, IA 52216

Dim: Inches

Sheet 1 of 1

PROPRIETARY NOTICE: THIS DRAWING PRINT OR DOCUMENT AND SUBJECT MATTER DISCLOSED HEREIN ARE PROPRIETARY ITEMS TO WHICH WABASH TRANSFORMER RETAINS THE EXCLUSIVE RIGHT OF DISSEMINATION, MANUFACTURE AND SALE. THIS DRAWING, PRINT OR DOCUMENT IS SUBMITTED IN CONFIDENCE FOR CONSIDERATION BY THE RECIPIENT ALONE UNLESS PERMISSION FOR FURTHER DISCLOSURE IS EXPRESSLY GRANTED IN WRITING