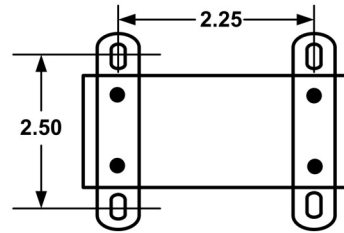
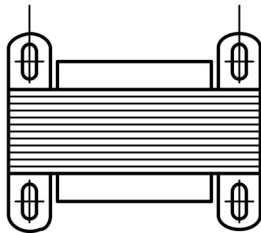
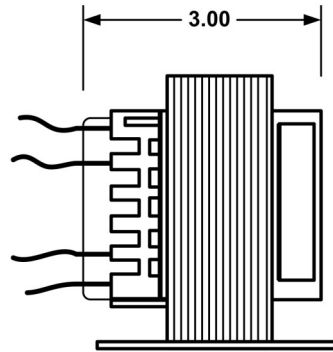
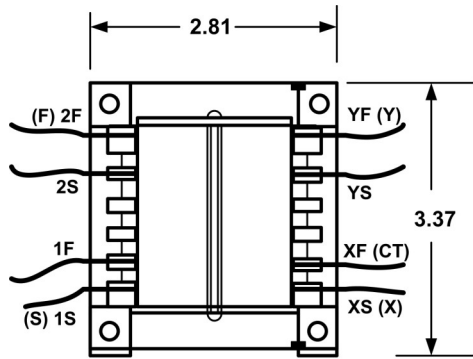


# VDE - LEAD WIRES, INTERNATIONAL POWER TRANSFORMER



## 1. Electrical Specifications

- A. Maximum Power: 130VA
- B. Input Voltage and Frequency: 115/230V, 115V, 230V @ 50/60Hz
- C. Voltage Regulation: \_\_\_% TYP @ Full Load to No Load
- D. Temperature Rise: \_\_\_°CTYP
- E. Insulation Resistance: > \_\_\_ MEG ohm
- F. Hi-Pot: 4000 Vrms 1 minute @ Pri to Sec  
 \_\_\_ Vrms 1 minute @ Pri to Core  
 \_\_\_ Vrms 1 minute @ Sec to Core

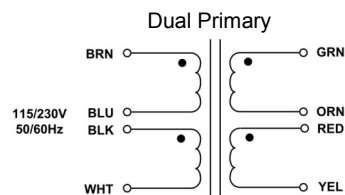
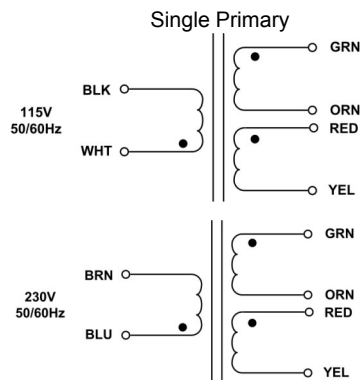
2. Marking: Wabash Transformer, part number (see table), date code, terminal numbers

## 3. Safety:

UL/cUL 5085-2 Recognized (File E182486)

VDE Licensed (File 40001595)

Insulation File No. E182094



● Indicates Like Polarity

| Part No.     |               |               |                   |                     |
|--------------|---------------|---------------|-------------------|---------------------|
| 115/230V     | 115V          | 230V          | Series Connection | Parallel Connection |
| VDE-130L-10  | VDE1-130L-10  | VDE2-130L-10  | 10VCT @ 13.00A    | 5V @ 26.00A         |
| VDE-130L-126 | VDE1-130L-126 | VDE2-130L-126 | 12.6VCT @ 10.31A  | 6.3V @ 20.63A       |
| VDE-130L-16  | VDE1-130L-16  | VDE2-130L-16  | 16VCT @ 8.125A    | 8V @ 16.25A         |
| VDE-130L-18  | VDE1-130L-18  | VDE2-130L-18  | 18VCT @ 7.22A     | 9V @ 14.44A         |
| VDE-130L-20  | VDE1-130L-20  | VDE2-130L-20  | 20VCT @ 6.50A     | 10V @ 13.00A        |
| VDE-130L-24  | VDE1-130L-24  | VDE2-130L-24  | 24VCT @ 5.41A     | 12V @ 10.83A        |
| VDE-130L-28  | VDE1-130L-28  | VDE2-130L-28  | 28VCT @ 4.64A     | 14V @ 9.28A         |
| VDE-130L-36  | VDE1-130L-36  | VDE2-130L-36  | 36VCT @ 3.61A     | 18V @ 7.22A         |
| VDE-130L-230 | VDE1-130L-230 | VDE2-130L-230 | 230VCT @ .565A    | 115V @ 1.13A        |

|   |  |   |              |
|---|--|---|--------------|
|   | <b>INTERNATIONAL POWER TRANSFORMER</b>                                     | <b>VDE-130L-XXX<br/>VDE1-130L-XXX<br/>VDE2-130L-XXX</b> |              |
| CONTENTS OF THIS DRAWING ARE SUBJECT TO CHANGE WITHOUT PRIOR NOTICE | <b>Wabash Transformer</b><br>101 Industrial Park Drive, Clarence, IA 52216 | Dim: Inches   | Sheet 1 of 1 |

PROPRIETARY NOTICE: THIS DRAWING PRINT OR DOCUMENT AND SUBJECT MATTER DISCLOSED HEREIN ARE PROPRIETARY ITEMS TO WHICH WABASH TRANSFORMER RETAINS THE EXCLUSIVE RIGHT OF DISSEMINATION, MANUFACTURE AND SALE. THIS DRAWING, PRINT OR DOCUMENT IS SUBMITTED IN CONFIDENCE FOR CONSIDERATION BY THE RECIPIENT ALONE UNLESS PERMISSION FOR FURTHER DISCLOSURE IS EXPRESSLY GRANTED IN WRITING