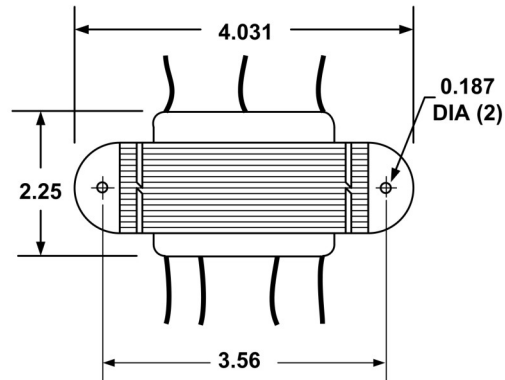
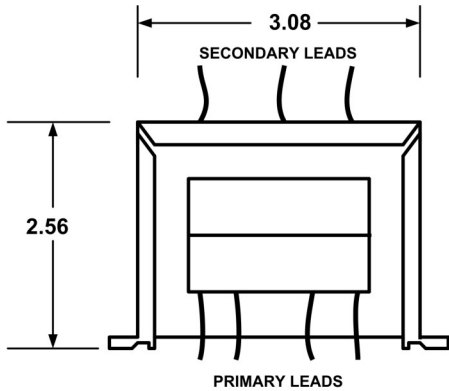


PSL & PDL - CHASSIS MOUNT WITH LEAD WIRES, POWER TRANSFORMER



1. Electrical Specifications

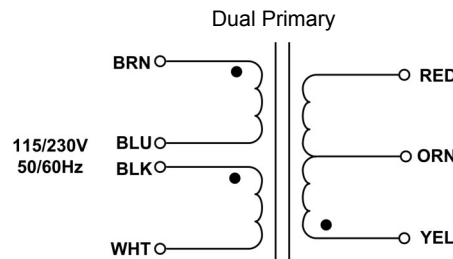
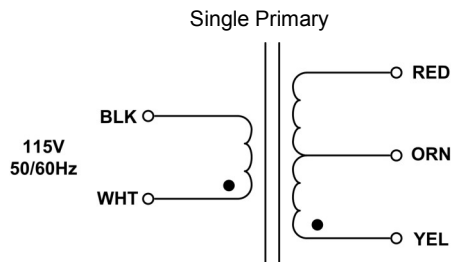
- A. Maximum Power: 80 VA
- B. Input Voltage and Frequency: 115V & 115/230V @ 50/60Hz
- C. Voltage Regulation: ___% TYP @ Full Load to No Load
- D. Temperature Rise: ___°CTYP
- E. Insulation Resistance: < ___ MEG ohm
- F. Hi-Pot: 2500 Vrms 1 minute @ Pri to Sec
 ___ Vrms 1 minute @ Pri to Core
 ___ Vrms 1 minute @ Sec to Core

2. Marking: Wabash Transformer, part number (see table), date code, terminal numbers

3. Safety:

UL/cUL 5085-2 Recognized (File E182486)

Insulation File No. E182094



• Indicates Like Polarity

Part No.		
115V	115/230V	Secondary
PSL-80-10	PDL-80-10	10VCT @ 8.0A
PSL-80-12	PDL-80-12	12VCT @ 6.66A
PSL-80-16	PDL-80-16	16VCT @ 5.00A
PSL-80-20	PDL-80-20	20VCT @ 4.00A
PSL-80-24	PDL-80-24	24VCT @ 3.33A
PSL-80-28	PDL-80-28	28VCT @ 2.86A
PSL-80-36	PDL-80-36	36VCT @ 2.22A
PSL-80-48	PDL-80-48	48VCT @ 1.67A
PSL-80-56	PDL-80-56	56VCT @ 1.43A
PSL-80-120	PDL-80-120	120VCT @ 0.67A



POWER TRANSFORMER

PSL-80-XXX
PDL-80-XXX

CONTENTS OF THIS DRAWING ARE SUBJECT TO CHANGE WITHOUT PRIOR NOTICE

Wabash Transformer
101 Industrial Park Drive, Clarence, IA 52216

Dim: Inches

Sheet 1 of 1

PROPRIETARY NOTICE: THIS DRAWING PRINT OR DOCUMENT AND SUBJECT MATTER DISCLOSED HEREIN ARE PROPRIETARY ITEMS TO WHICH WABASH TRANSFORMER RETAINS THE EXCLUSIVE RIGHT OF DISSEMINATION, MANUFACTURE AND SALE. THIS DRAWING, PRINT OR DOCUMENT IS SUBMITTED IN CONFIDENCE FOR CONSIDERATION BY THE RECIPIENT ALONE UNLESS PERMISSION FOR FURTHER DISCLOSURE IS EXPRESSLY GRANTED IN WRITING