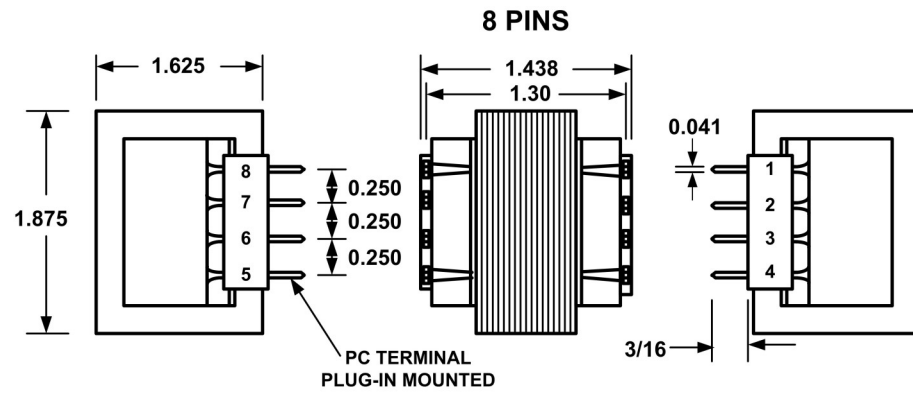
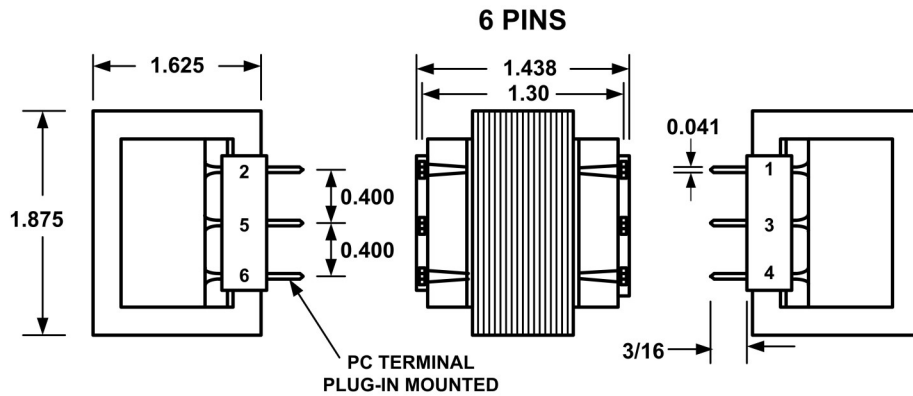
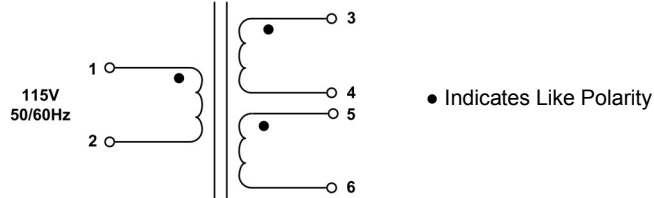


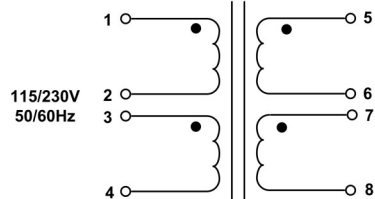
PSV & PDV - PRINTED CIRCUIT MOUNT, VERTICAL, POWER TRANSFORMER



Single Primary
6 Pins



Dual Primary
8 Pins



1. Electrical Specifications

- A. Maximum Power: 10 VA
- B. Input Voltage and Frequency: 115V & 115/230V @ 50/60Hz
- C. Voltage Regulation: __% TYP @ Full Load to No Load
- D. Temperature Rise: __°CTYP
- E. Insulation Resistance: > __ MEG ohm
- F. Hi-Pot: 2500 Vrms 1 minute @ Pri to Sec
 ___ Vrms 1 minute @ Pri to Core
 ___ Vrms 1 minute @ Sec to Core

2. Marking: Wabash Transformer, part number (see table), date code, terminal numbers

3. Safety:

UL/cUL 5085-2 Recognized (File E182486)
 Insulation File No. E182094



Part No.			
115V	115/230V	Series Connection	Parallel Connection
PSV-10-10	PDV-10-10	10VCT @ 1.0A	5V @ 2.0A
PSV-10-126	PDV-10-126	12.6VCT @ 0.80A	6.3V @ 1.6A
PSV-10-16	PDV-10-16	16VCT @ 0.625A	8V @ 1.25A
PSV-10-20	PDV-10-20	20VCT @ 0.50A	10V @ 1.0A
PSV-10-24	PDV-10-24	24VCT @ 0.417A	12V @ 0.834A
PSV-10-28	PDV-10-28	28VCT @ 0.357A	14V @ 0.714A
PSV-10-36	PDV-10-36	36VCT @ 0.278A	18V @ 0.556A
PSV-10-48	PDV-10-48	48VCT @ 0.208A	24V @ 0.416A
PSV-10-56	PDV-10-56	56VCT @ 0.179A	28V @ 0.357A
PSV-10-120	PDV-10-120	120VCT @ 0.083A	60V @ 0.166A



POWER TRANSFORMER

**PSV-10-XXX
PDV-10-XXX**

CONTENTS OF THIS DRAWING ARE SUBJECT TO CHANGE WITHOUT PRIOR NOTICE

Wabash Transformer
 101 Industrial Park Drive, Clarence, IA 52216

Dim: Inches

Sheet 1 of 1

PROPRIETARY NOTICE: THIS DRAWING PRINT OR DOCUMENT AND SUBJECT MATTER DISCLOSED HEREIN ARE PROPRIETARY ITEMS TO WHICH WABASH TRANSFORMER RETAINS THE EXCLUSIVE RIGHT OF DISSEMINATION, MANUFACTURE AND SALE. THIS DRAWING, PRINT OR DOCUMENT IS SUBMITTED IN CONFIDENCE FOR CONSIDERATION BY THE RECIPIENT ALONE UNLESS PERMISSION FOR FURTHER DISCLOSURE IS EXPRESSLY GRANTED IN WRITING